

APPENDIX

Appendix 1

(Blank Form of The Expert Validation Sheet)

ENGLISH EDUCATIONAL VIDEO FEASIBILITY ASSESSMENT SHEET

(FOR ACADEMIC AND TECHNOLOGY EXPERTS)

Dear Sir/Madam, the following is a validation sheet for the assessment of English teaching videos. We hope for your assessment of the English teaching video that we have made which we will then use as a guide in the improvement and development of the English teaching video. In addition, there are assessment aspects which are described in the following table. Thus, we have made this assessment sheet, for your attention and cooperation, we thank you.

A. Validator Personal Data

Name :

(completed with degree)

Address :

Occupation :

Institute :

B. Specific Assessment Aspects

Put a check mark (✓) on each answer choice that is in accordance with your assessment. The assessment criteria are as follows.

SD: Strongly Disagree, D: Disagree, N: Neutral, A: Agree, SA: Strongly Agree

Component	Assessment Aspects	Response Options
-----------	--------------------	------------------

		SD	D	N	A	SA
A. Display	1. Interesting videos					
	2. Videos are creatively made					
	3. Short video duration					
	4. Videos are made informatively					
	5. Videos are made communicatively					
	6. The editing effects provided are not excessive					
	7. Videos are presented with illustrations (pictures/videos) that support the explanation of the educational video					
	8. Videos are served with background music					
	9. Balanced mix of video components					
	10. The video is presented with a written description					
Component	Assessment Aspects	Response Options				
		SD	D	N	A	SA
B. Content	11. The videos made increase the social interaction and enthusiasm of					

	students					
	12. The videos made encourage students to discuss					
	13. Videos can be accessed via mobile or tablet					
	14. Videos can be accessed by anyone					
	15. Videos facilitate students to learn the desired material					
	16. Videos can facilitate students to learn independently					
	17. Videos can be accessed freely					
	18. Videos can be shared					
	19. Videos inspire and motivate students to be more active in learning English					
	20. Videos increase students' curiosity and concentration					
	21. The content creator conveys the material in the video clearly					
	22. The message conveyed by the content creator is well received by students					
	23. Videos can be					

	accessed from anywhere and anytime					
	24. Video can be played back					
	25. Video can be paused					
	26. Videos can help students who miss English lessons					
	27. Videos make students understand the material in a short time					
	28. This video has a contemporary element that is suitable for young people					
	29. Videos make it easier for students to understand the material with a combination of sound and images					
	30. Videos help visualize the material being explained					

C. General Assessments Aspects

Conclusion in general (please circle according to your assessment).

a. These English Educational Videos:

1. Not Very Good
2. Not Good
3. Good Enough

4. Good
 5. Very Good
- b. These English Educational Videos:
1. Cannot be used
 2. Unusable and many revisions
 3. Can be used with multiple revisions
 4. Can be used with minor revisions
 5. Can be used without revision

Feedbacks and suggestions for improvement and development of English Educational Videos using the ADDIE Model in general

.....

.....

.....

.....

.....

.....

.....

Purwokerto,
Validator

(.....)

*This expert validation form was adapted from:
<https://journal.uny.ac.id> in 29 June 2022*

Appendix 2

(Validation Sheet Filled Out by Validator 1)

ENGLISH EDUCATIONAL VIDEO FEASIBILITY ASSESSMENT SHEET

(FOR ACADEMIC AND TECHNOLOGY EXPERTS)

Dear.

Mrs. Shelia Anjarani, M.Pd.

Universitas Muhammadiyah Purwokerto

Dear Sir/Madam, the following is a validation sheet for the assessment of English teaching videos. We hope for your assessment of the English teaching video that we have made which we will then use as a guide in the improvement and development of the English teaching video. In addition, there are assessment aspects which are described in the following table. Thus, we have made this assessment sheet, for your attention and cooperation, we thank you.

A. Validator Personal Data

Name : Shelia Anjarani, M.Pd.
(completed with degree)
Address : Jalan Argandaru no. 58, Bukateja, Purbalingga
Occupation : Lecturer
Institute : Universitas Muhammadiyah Purwokerto

B. Specific Assessment Aspects

Put a check mark (✓) on each answer choice that is in accordance with your assessment. The assessment criteria are as follows.

SD: Strongly Disagree, D: Disagree, N: Neutral, A: Agree, SA: Strongly Agree

Component	Assessment Aspects	Response Options				
		SD	D	N	A	SA
A. Display	1. Interesting videos					<input checked="" type="checkbox"/>
	2. Videos are creatively made					<input checked="" type="checkbox"/>
	3. Short video duration					<input checked="" type="checkbox"/>
	4. Videos are made informatively					<input checked="" type="checkbox"/>
	5. Videos are made communicatively					<input checked="" type="checkbox"/>
	6. The editing effects provided are not excessive					<input checked="" type="checkbox"/>
	7. Videos are presented with illustrations (pictures/videos) that support the explanation of the educational video					<input checked="" type="checkbox"/>
	8. Videos are served with background music					<input checked="" type="checkbox"/>
	9. Balanced mix of video components				<input checked="" type="checkbox"/>	
	10. The video is presented with a written description				<input checked="" type="checkbox"/>	
Component	Assessment Aspects	Response Options				
		SD	D	N	A	SA

B. Content	11. The videos made increase the social interaction and enthusiasm of students			<input checked="" type="checkbox"/>	
	12. The videos made encourage students to discuss			<input checked="" type="checkbox"/>	
	13. Videos can be accessed via mobile or tablet				<input checked="" type="checkbox"/>
	14. Videos can be accessed by anyone				<input checked="" type="checkbox"/>
	15. Videos facilitate students to learn the desired material				<input checked="" type="checkbox"/>
	16. Videos can facilitate students to learn independently				<input checked="" type="checkbox"/>
	17. Videos can be accessed freely			<input checked="" type="checkbox"/>	
	18. Videos can be shared			<input checked="" type="checkbox"/>	
	19. Videos inspire and motivate students to be more active in learning English				<input checked="" type="checkbox"/>
	20. Videos increase students' curiosity and concentration			<input checked="" type="checkbox"/>	
	21. The content creator conveys the material in the video clearly			<input checked="" type="checkbox"/>	
	22. The message			<input checked="" type="checkbox"/>	

	conveyed by the content creator is well received by students					
	23. Videos can be accessed from anywhere and anytime				<input checked="" type="checkbox"/>	
	24. Video can be played back					<input checked="" type="checkbox"/>
	25. Video can be paused					<input checked="" type="checkbox"/>
	26. Videos can help students who miss English lessons				<input checked="" type="checkbox"/>	
	27. Videos make students understand the material in a short time				<input checked="" type="checkbox"/>	
	28. This video has a contemporary element that is suitable for young people					<input checked="" type="checkbox"/>
	29. Videos make it easier for students to understand the material with a combination of sound and images					<input checked="" type="checkbox"/>
	30. Videos help visualize the material being explained					<input checked="" type="checkbox"/>

C. General Assessments Aspects

Conclusion in general (please circle according to your assessment).

a. These English Educational Videos:

1. Not Very Good
2. Not Good
3. Good Enough
4. Good
5. Very Good

b. These English Educational Videos:

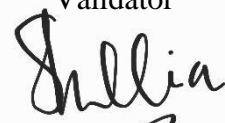
1. Cannot be used
2. Unusable and many revisions
3. Can be used with multiple revisions
4. Can be used with minor revisions
5. Can be used without revision

Feedbacks and suggestions for improvement and development of English Educational Videos using the ADDIE Model in general

- When there's a quick explanation like in the "Rhyme" video, the speech shouldn't be too fast.
- If the subtitle is in English, it would be better and would help the students in learning, especially for the Recount and Descriptive videos.

Purwokerto, 22 Juli 2022

Validator



(Shelia Anjarani, M.Pd.)

Appendix 3

(Validation Sheet Filled Out by Validator 2)

ENGLISH EDUCATIONAL VIDEO FEASIBILITY ASSESSMENT SHEET

(FOR ACADEMIC EXPERTS)

Dear.

Mr/Mrs English Teacher at SMA N 1 Sokaraja

at SMA Negeri 1 Sokaraja

Dear Sir/Madam, the following is a validation sheet for the assessment of English teaching videos. We hope for your assessment of the English teaching video that we have made which we will then use as a guide in the improvement and development of the English teaching video. In addition, there are assessment aspects which are described in the following table. Thus, we have made this assessment sheet, for your attention and cooperation, we thank you.

C. Validator Personal Data

Name : SETYOWATI ANI SULISYTORINI., S.PD.

(completed with degree)

Address : Perum Dewandaru Blok C1, Sokaraja

Jl. Raya Sokaraja Timur

Occupation : English Teacher

Institute : SMA N 1 Sokaraja

D. Specific Assessment Aspects

Put a check mark (✓) on each answer choice that is in accordance with your assessment. The assessment criteria are as follows.

SD: Strongly Disagree, D: Disagree, N: Neutral, A: Agree, SA: Strongly Agree

Component	Assessment Aspects	Response Options				
		SD	D	N	A	SA
A. Display	1. Interesting videos				√	
	2. Videos are creatively made					√
	3. Short video duration					√
	4. Videos are made informatively				√	
	5. Videos are made communicatively				√	
	6. The editing effects provided are not excessive				√	
	7. Videos are presented with illustrations (pictures/videos) that support the explanation of the educational video				√	
	8. Videos are served with background music				√	
	9. Balanced mix of video components			√		
	10. The video is presented with a written description				√	
Component	Assessment Aspects	Response Options				
		SD	D	N	A	SA

B. Content	11. The videos made increase the social interaction and enthusiasm of students				√	
	12. The videos made encourage students to discuss			√		
	13. Videos can be accessed via mobile or tablet					√
	14. Videos can be accessed by anyone			√		
	15. Videos facilitate students to learn the desired material			√		
	16. Videos can facilitate students to learn independently				√	
	17. Videos can be accessed freely			√		
	18. Videos can be shared				√	
	19. Videos inspire and motivate students to be more active in learning English				√	
	20. Videos increase students' curiosity and concentration				√	
	21. The content creator conveys the material in the video clearly				√	
	22. The message				√	

	conveyed by the content creator is well received by students					
	23. Videos can be accessed from anywhere and anytime			√		
	24. Video can be played back					√
	25. Video can be paused					√
	26. Videos can help students who miss English lessons					√
	27. Videos make students understand the material in a short time				√	
	28. This video has a contemporary element that is suitable for young people				√	
	29. Videos make it easier for students to understand the material with a combination of sound and images				√	
	30. Videos help visualize the material being explained				√	

C. General Assessments Aspects

Conclusion in general (please circle according to your assessment).

a. These English Educational Videos:

1. Not Very Good
2. Not Good
3. Good Enough
4. Good
5. Very Good

b. These English Educational Videos:

1. Cannot be used
2. Unusable and many revisions
3. Can be used with multiple revisions
4. Can be used with minor revisions
5. Can be used without revision

Feedbacks and suggestions for improvement and development of English Educational Videos using the ADDIE Model in general

I think, overall, the video is good, but since the video is going to be used in an English Class it would be better to use English text, so the students can understand the text and how to pronounce the words as the teacher is giving example in the video.

For the sound, I think in the last video the sound is not so clear, and still too fast-paced.

Sokaraja, 4 August 2022

Validator

(Setyowati Ani S., S.Pd.)

Appendix 4

(Assessment Results of Validator 1)

Validation Results of An Academic and Technology Expert (Validator 1)

Component	Assessment Aspect		Score
	No.	Statement	
A. Display	1	Interesting videos	5
	2	Videos are creatively made	5
	3	Short video duration	5
	4	Videos are made informatively	5
	5	Videos are made communicatively	5
	6	The editing effects provided are not excessive	5
	7	Videos are presented with illustrations (pictures/videos) that support the explanation of the educational video	5
	8	Videos are served with background music	5
	9	Balanced mix of video components	4
	10	The video is presented with a written description	4
B. Content	11	The videos made increase the social interaction and enthusiasm of students	4
	12	The videos made encourage students to discuss	3
	13	Videos can be accessed via mobile or tablet	5
	14	Videos can be accessed by anyone	5
	15	Videos facilitate students to learn the desired material	5
	16	Videos can facilitate students to learn independently	5
	17	Videos can be accessed freely	4
	18	Videos can be shared	4
	19	Videos inspire and motivate students to be more active in learning English	5
	20	Videos increase students' curiosity and concentration	3
	21	The content creator conveys the material in the video clearly	4
	22	The message conveyed by the content creator is well received by students	4
	23	Videos can be accessed from anywhere and anytime	4
	24	Video can be played back	5
	25	Video can be paused	5
	26	Videos can help students who miss English lessons	4

Component	Assessment Aspect		Score
	27	Videos make students understand the material in a short time	4
	28	This video has a contemporary element that is suitable for young people	5
	29	Videos make it easier for students to understand the material with a combination of sound and images	5
	30	Videos help visualize the material being explained	5
Score			136
Total Score			150
Grade			91
Mean			4,53
Median			5
Mode			5
STDEV.S			0,63



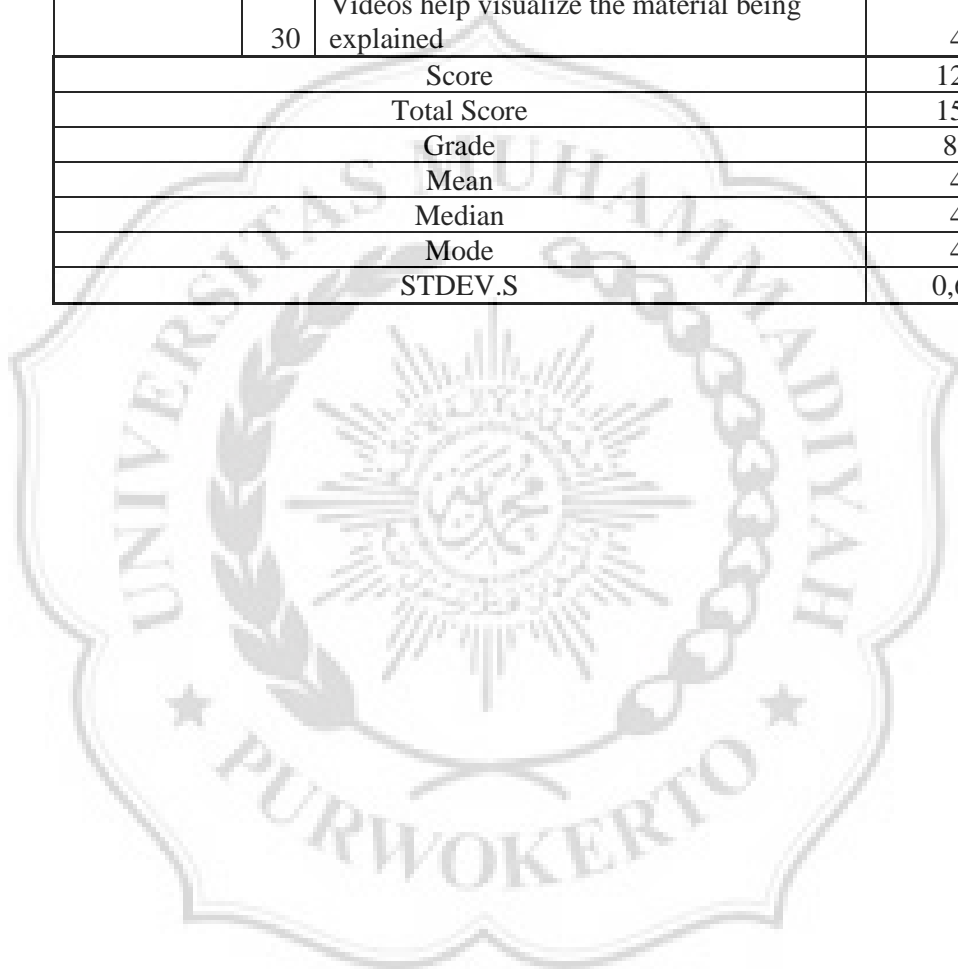
Appendix 5

(Assessment Results of Validator 2)

Validation Results of An Academic Expert (Validator 2)

Component	Assessment Aspect		Score
	No.	Statement	
A. Display	1	Interesting videos	4
	2	Videos are creatively made	5
	3	Short video duration	5
	4	Videos are made informatively	4
	5	Videos are made communicatively	4
	6	The editing effects provided are not excessive	4
	7	Videos are presented with illustrations (pictures/videos) that support the explanation of the educational video	4
	8	Videos are served with background music	4
	9	Balanced mix of video components	3
	10	The video is presented with a written description	4
B. Content	11	The videos made increase the social interaction and enthusiasm of students	4
	12	The videos made encourage students to discuss	3
	13	Videos can be accessed via mobile or tablet	5
	14	Videos can be accessed by anyone	3
	15	Videos facilitate students to learn the desired material	3
	16	Videos can facilitate students to learn independently	4
	17	Videos can be accessed freely	3
	18	Videos can be shared	4
	19	Videos inspire and motivate students to be more active in learning English	4
	20	Videos increase students' curiosity and concentration	4
	21	The content creator conveys the material in the video clearly	4
	22	The message conveyed by the content creator is well received by students	4
	23	Videos can be accessed from anywhere and anytime	3
	24	Video can be played back	5
	25	Video can be paused	5
	26	Videos can help students who miss English	5

Component	Assessment Aspect		Score
		lessons	
	27	Videos make students understand the material in a short time	4
	28	This video has a contemporary element that is suitable for young people	4
	29	Videos make it easier for students to understand the material with a combination of sound and images	4
	30	Videos help visualize the material being explained	4
Score			120
Total Score			150
Grade			80
Mean			4
Median			4
Mode			4
STDEV.S			0,64



Appendix 6
(Blank Form of The Questionnaire Sheet)

QUESTIONNAIRE SHEET

(FOR STUDENTS)

Survey on Students' Perceptions of English Educational Videos

Good afternoon!

I am Lisa Afrilia from the eighth semester of the English Education Study Program who is doing research on "Developing English Educational Videos Using the ADDIE Model". It will take about 5-10 minutes to answer the questions in this questionnaire. Therefore, I ask the willingness of all of you to fill out the following questionnaire.

The survey on students' perceptions of English educational videos aims to find out students' perceptions and opinions of learning videos that are made according to the characteristics of educational videos that are both in appearance and content.

All information that you convey will be kept confidential and will only be used for the purposes of Research and Development of English Educational Videos Using the ADDIE Model. In addition, filling out this survey will not affect the assessment of all of you in any course.

Choose the answer that best fits your opinion. There is no right/wrong answer so I hope you can give honest answers. The confidentiality of the answers given and the identity of all of you are guaranteed. The data collected will not be disseminated to other parties and will only be used for the purposes of Research and Development of English Educational Videos Using the ADDIE Model.

Thank you everyone for the participation and willingness who have taken the time to fill out the survey. I appreciate the attention and cooperation of all of you. The cooperation of friends contributed to this research.

Researcher,

Lisa Afrilia

No.	Assessment Aspects	Response Options				
		SD	D	N	A	SA
1.	Interesting videos					
2.	The videos developed increased my social interaction and enthusiasm					
3.	I can access the video via mobile or tablet					
4.	Videos facilitate me to learn the desired material anytime					
5.	Videos can facilitate me to learn independently					
6.	I can access the video freely					
7.	I am inspired and motivated to be more active in learning English					
8.	Videos increase my concentration in listening to English material					
9.	The content creator conveys the English material in the video clearly					
10.	I can receive the conveyed messages well					
11.	Videos can be accessed by anyone, anywhere and anytime					

12.	Video can be played back					
13.	Video can be paused					
14.	Videos make me understand the English material in a short time					
15.	This video has a contemporary element that is suitable for young people					
16.	Video are made creatively and informatively					
17.	Short video duration					
18.	Videos are presented with illustrations (pictures/videos) that support the explanation of the English educational video					
19.	Videos make it easier for me to understand the material with a balanced mix of sound and picture					
20.	Videos assist me in visualizing English materials being explained					

Appendix 7

(Questionnaire Results of 4th-Semester Students)

Questionnaire Results of 4th -Semester Students

Criteria	Descriptive Statistics					
	Questions	N	Minimum	Maximum	Mean	Std. Deviation
Increase Social Interaction	Q1	17	2,0	5,0	4,118	,9275
	Q2	17	3,0	5,0	4,059	,8269
Unlimited accessibility	Q3	17	3,0	5,0	4,529	,7174
Provide individual learning environment	Q4	17	3,0	5,0	4,000	,7071
	Q5	17	3,0	5,0	4,000	,7071
Simple deliver	Q6	17	3,0	5,0	4,353	,7859
Improves motivation	Q7	17	3,0	5,0	4,118	,6966
	Q8	17	3,0	5,0	3,882	,7812
Constant messaging	Q9	17	3,0	5,0	4,059	,6587
	Q10	17	3,0	5,0	3,941	,6587
Portability of video	Q11	17	3,0	5,0	4,294	,7717
Rewinding and pausing videos	Q12	17	3,0	5,0	4,294	,6860
	Q13	17	3,0	5,0	4,294	,9196
Period of training	Q14	17	3,0	5,0	3,882	,6966
	Q15	17	3,0	5,0	4,000	,6124
Video-based learning is powerful	Q16	17	3,0	5,0	4,000	,7071
	Q17	17	3,0	5,0	4,176	,8828
	Q18	17	3,0	5,0	4,118	,7812
	Q19	17	3,0	5,0	4,118	,6966
	Q20	17	3,0	5,0	4,118	,7812
	Valid N (listwise)	17				

Appendix 8

(Questionnaire Results of 12th-Grade High School Students)

Questionnaire Results of 12th-Grade High School Students

Criteria	Descriptive Statistics					
	Questions	N	Minimum	Maximum	Mean	Std. Deviation
Increase Social Interaction	Q1	62	3,0	5,0	4,306	,6916
	Q2	62	2,0	5,0	4,048	,8575
Unlimited accessibility	Q3	62	2,0	5,0	4,710	,6373
Provide individual learning environment	Q4	62	3,0	5,0	4,419	,7140
	Q5	62	1,0	5,0	4,290	,8374
Simple deliver	Q6	62	1,0	5,0	4,500	,8445
Improves motivation	Q7	62	2,0	5,0	4,258	,8085
	Q8	62	3,0	5,0	4,145	,7649
Constant messaging	Q9	62	2,0	5,0	4,306	,8413
	Q10	62	3,0	5,0	4,306	,7149
Portability of video	Q11	62	3,0	5,0	4,581	,7140
Rewinding and pausing videos	Q12	62	3,0	5,0	4,774	,4932
	Q13	62	1,0	5,0	4,645	,7703
Period of training	Q14	62	2,0	5,0	4,032	,8091
	Q15	62	3,0	5,0	4,468	,6457
Video-based learning is powerful	Q16	62	3,0	5,0	4,452	,7613
	Q17	62	1,0	5,0	4,565	,7814
	Q18	62	3,0	5,0	4,661	,5990
	Q19	62	3,0	5,0	4,516	,6952
	Q20	62	3,0	5,0	4,339	,6514
	Valid N (listwise)	62				

Appendix 9

(Interview Transcript of 4th-Semester Students)

4th-Semester Students Interview Transcript

Questions	Participant	Answers
What do you think about the educational videos (the content and the presentation)	P.1	The videos made me think that being a teacher and teaching students to understand a material is not easy. The content is quite easy to understand.
	P.2	The content is very easy to understand and the visual is good enough, but it's a little blurry.
	P.3	From the content and the presentation , the videos are good , the explanation is also easy to grasp.
	P.4	The videos are short so they are not boring . The content and material are very interesting , made me want to know more and the most impressive thing is that the content is easy to understand.
	P.5	In terms of the content, it made me think that a material that is presented in a video format makes it easier to learn
	P.6	From the content and the visual for short videos it's already informative and not too lengthy (to the point).
Do you think the videos are interesting ? Please explain the reason (If "Yes", why? And if	P.1	The videos are relatively good and creative ; I hope you keep improving the quality so they can be a great resource for wider audience.

Questions	Participant	Answers
“No”, why?)	P.2	It’s great because it is interactive , it’s like we are talking to the teacher
	P.3	Yes, the videos are interesting because they use popular songs and topics that are popular nowadays .
	P.4	It’s fun , the pace of the explanation is quite fast but it’s not just rambling
	P.5	For me they’re pretty interesting because the delivery of the materials is straightforward and easy to understand and the visual is simple but creative .
	P.6	In my opinion, the videos are interesting because they bring topics that I didn’t know before and the delivery of the material is clear and not complicated
	What do you think makes an educational video interesting ?	P.1
P.2		Interesting, easy to understand, catch the viewers’ attention
P.3		The duration is not too long , I think it makes the viewers want to know more about the content , the explanation is straightforward .
P.4		The videos are already interesting enough for me, because I am the kind of person who is quite slow in grasping a material, but after watching the videos I

Questions	Participant	Answers
		can immediately understand the content.
	P.5	The video shouldn't be too long and not too short, 3-5 minutes is enough. The content should be clear and the delivery should be simple so it's easy to understand. Also, the video should provide examples that relate with the content so the viewers will understand better.
	P.6	The criteria of a good educational video are: good visual quality (not too bright and not too dim), and although the duration is not long , the video should have complete information of the content (not in parts)
How long do you think is the ideal duration for a video and on which social media do you prefer to watch those educational videos?	P.1	I think the ideal duration would be around 30 minutes , and the material should be compact and clear.
	P.2	2 to 5 minutes
	P.3	The ideal duration is around 1 to 3 minutes , the social media I like to watch these videos on is TikTok
	P.4	Maybe 30 seconds to 5 minutes , and then they would have part 2 and so on, like a series of short videos.
	P.5	3-5 minutes and on social media platform that a lot of people love to use nowadays, which is TikTok.
	P.6	I think, the perfect length for an educational video is 5 minutes and

Questions	Participant	Answers
		usually I watch educational videos on YouTube .
Please share some feedback and suggestion to improve the videos!	P.1	Slow down the pace when explaining the materials , be creative so the students don't feel bored. I hope the videos will be better.
	P.2	It's already great for me
	P.3	suggestions: In the lyrics part , I think it can be modified to be more interesting and can add subtitles (caption of the explanation)
	P.4	It seems like making videos like these will take a lot of efforts, I am proud of the people who educate to others in a fun way .
	P.5	I think the videos are quite good. But, I think it would be better if the sentences used in the video can be simplified by using simple words so the people who are just starting to learn can easily follow the material .
	P.6	I think the videos are already good and clear , I think the duration could be longer , at least 3-4 minutes , and maybe adding an intro of what to expect would be great.

Appendix 10
(Interview Transcript of High School Students)

12th-Grade High School Students Interview Transcript

Questions	Participant	Answers
What do you think about the educational videos (the content and the presentation)	P.1	The content is easy to understand and the explanation is direct and not just rambling and it's really interesting .
	P.2	The content is easy to understand and the explanation is direct and not just rambling and it's really interesting .
	P.3	The content is easy to understand and the explanation is direct and not just rambling and it's really interesting .
	P.4	After watching the educational videos that you made, I am motivated to study English more often.
	P.5	Before watching the educational videos I was curious, after watching from start to the end, what I think about is the content of the videos can be a resource for learning/information . Moreover, the visual is good, arranged quite systematically , it's a good combination and not too much.

Questions	Participant	Answers
		Making the video nice to enjoy . But, the first thing that made me a bit uncomfortable is the very short duration .
	P.6	Content: good and complete . The use of songs makes the learning process more fun , can be followed easily .
	P.7	Content: quite complete Visual: Interesting
	P.8	Visual: the graphic is not clear Content: not really complete
	P.9	Content: Good Visual: The camera setting is too close , don't shoot right in front of the face, the camera should be placed a bit far so the video is more comfortable to watch .
	P.10	Content: The videos made me understand new materials . The examples of the material are perfect for High Schoolers with the use of songs . This is different from how our teachers explain the material: only spoken and not using songs as examples. That said, the songs as example made it easier for us to understand . Visual: Good , but the duration is too short . I think most of the viewers can grasp what the videos are trying to share , it would be

Questions	Participant	Answers
		better to add subtitles and some highlighted words for the important parts . Subtitles and the highlighted words can be used to emphasize the important parts of the material , so use capslock if needed .
	P.11	Content: the video is too quick and short , it ends in a few seconds, and in that few seconds I couldn't get the material . Visual: The visual is good but doesn't stand out . Compared to the videos that used green screen , the Mangunan video is better , because the greenscreen video only has explanation in the beginning so the materials are not easy to understand .
	P.12	Content: not complete , the explanation is too short . There's also explanation in which the voice is not so clear . Visual: The greenscreen when explaining the material should use a better background (not plain) .
Do you think the videos are interesting? Please explain the reason (If "Yes", why? And if "No", why?)	P.1	Very good because the educational videos are short but clear
	P.2	Very good because the educational videos are short but clear
	P.3	Very good because the educational

Questions	Participant	Answers
		videos are short but clear
	P.4	I think the video is good , because the explanation is quite complete , for example when you explained the material , there are examples using songs and the animation that supports the material .
	P.5	I think the videos are great , because they are interactive and makes the viewers feel interested and want to finish watching the videos . The audio and visual presentation are a perfect mix . For example, in the songs , there are explanation and marker to emphasize the point of the material , so the viewers can easily follow the specific lyrics that becomes the example for the material.
	P.6	The videos are good , but the vlog in Mangunan is not so interesting , can improve here so the video can be more interesting . The reason is because I think you shouldn't only take shots of the trees , the content maker and the activities they do should also be in the vlog . So, the content make shouldn't just shoot objects .
	P.7	Interesting because there is a combination of back sound and good animation

Questions	Participant	Answers
	P.8	Interesting because it can be a source of learning .
	P.9	If the videos appear on the timeline (of a social media), it wouldn't be so interesting , I wouldn't click on it because the visual is so-so , the face is too close up , no opening and when there is, the opening is not so interesting .
	P.10	The videos are quite helpful for me to learn English , although I don't watch it again and again, only watching it once I can get what was explained even though I would still need some more studying I understand what (the points). The videos are interesting , but if the videos appear on a social media timeline , I think they would need more interesting thumbnail . But, even when the videos are shown like before, if they're not interesting , I wouldn't watch it . The explanation is clear , just by watching the videos I can understand . They're good, quite good . Types of videos which are not complicated and directly explaining by giving examples .
P.11	Interesting because it is up to date and use application that is popular nowadays.	

Questions	Participant	Answers
	P.12	Interesting , because some of the explanations are clear , and use videos that are up to date .
What do you think makes an educational video interesting?	P.1	I think a video is interesting when it has animation , clear audio and the intonation of the speaker is not flat and use sentences/words that are easy to understand (for example , in the middle of explaining , the speaker can ask a question to the audience so they don't feel sleepy when watching and listening to the video).
	P.2	I think a video is interesting when it has animation , clear audio and the intonation of the speaker is not flat and use sentences/words that are easy to understand (for example , in the middle of explaining , the speaker can ask a question to the audience so they don't feel sleepy when watching and listening to the video).
	P.3	I think a video is interesting when it has animation , clear audio and the intonation of the speaker is not flat and use sentences/words that are easy to understand (for example , in the middle of explaining , the speaker can ask a question to the audience so they

Questions	Participant	Answers
		don't feel sleepy when watching and listening to the video).
	P.4	I think the criteria of a good educational video are: the speaker should be able to control the articulation and the volume of their voice optimally , and speak with clear intonation , and for the material , it should be compact and easy to understand .
	P.5	I think an interesting video is a video that can get the students to interact, use of fun visual/images . Then, if there's a back sound in the video, it shouldn't drown the speaker's voice who is explaining the material . Because it is distracting , making the viewers lose their focus . And then, maybe, the delivery of the material should be compact and short . So, there's no need to take long duration but the important points of the material can be understood clearly .
	P.6	An interesting educational video is the video which uses a lot of animation so we, as viewers, feel more entertained because this can make us feel more interested and comfortable to learn .

Questions	Participant	Answers
	P.7	Criteria: Has music in the background, not too long, simple but clear . I think long video is around 10-15 minutes and makes us feel sleepy when watching .
	P.8	The criteria of a good educational video: not long, short but the explanation is complete
	P.9	a. Not too long b. Use informal language, language that you use to talk to a friend . c. The audio is not too loud
	P.10	Criteria: a. Straight to the examples like the videos here, no need for introduction just go straight to the examples, just like what you made, the examples are from what we can find in our daily life like the lyrics of songs we listen to daily . Maybe things that we haven't understand , and you give whatever examples that we don't find in our daily lives, we wouldn't get it . It would be a good video if the educational videos give examples directly , and the examples are related to our lives that we can relate to, basically. b. Videos that have good public

Questions	Participant	Answers
		speaking, not complicated and not too fast paced.
	P.11	a. The video animation looks like the one in Aku Bisa channel b. If the video uses English , then the explanation should be in Bahasa Indonesia or it could be both so it's not full English
	P.12	Short but clear and not boring.
How long do you think is the ideal duration for a video and on which social media do you prefer to watch those educational videos?	P.1	3-5 minutes on YouTube or TikTok
	P.2	3-5 minutes on YouTube, Reels , or TikTok
	P.3	3-5 minutes on YouTube or TikTok
	P.4	I think 1-3 minutes is enough for a short video. And I usually watch educational videos on Instagram Reels and YouTube .
	P.5	The duration of the educational video would depend on the material . But, it's better to not make it more than 10 minutes , because long videos tend to make people feel bored and they won't watch it until the end . On the other hand, the length of the video cannot be too short, like a few seconds up to 1 minute , moreover when the material is a lot . It would be ineffective to watch or pay close

Questions	Participant	Answers
		attention to.
	P.6	Ideal duration: short duration so we don't feel bored easily. The duration should be around 1 minute . It can be made into parts like part 1, 2, 3 etc. Social media: TikTok
	P.7	Duration: 3-5 minutes so we don't get bored easily . Social media: TikTok , using TikTok Education feature because it's more fun and YouTube when I have more free time.
	P.8	Ideal duration: 1 minute Social media: TikTok and Instagram
	P.9	a. Ideal duration: 4-7 minutes , because if less than 4 minutes the material won't stay long in our memory (we'll easily forget it), for example , a week from when we watch the video , we would not remember it. But if the video is more than 7 minutes , we'll lose our focus . b. Social media: TikTok
P.10	Ideal duration: 30 second to 1 minute , the videos that I usually watch on YouTube have the source on the screen. So, because the videos are educational, we need to add the source on the screen.	

Questions	Participant	Answers
	P.11	Duration: 1-2 minutes Social Media: Instagram
	P.12	Duration: 3-5 minutes because 1-2 minutes is too short but if it's more than 5 minutes it would be too long . Social media: YouTube
Please share some feedback and suggestion to improve the videos!	P.1	I think it would be interesting to add animations to attract the audience's attention and make the videos less boring .
	P.2	I think it would be interesting to add animations to attract the audience's attention and make the videos less boring , I think the duration of the video and the speech is too fast-paced , so, please slow it down to make it easier to understand .
	P.3	I think it would be interesting to add animations to attract the audience's attention and make the videos less boring .
	P.4	I think you should make the video longer , and shouldn't rush the explanation so the material can be easily understood .
	P.5	For the videos, they're already good, interesting, interactive and systematic . But I feel like the duration of some of the videos are

Questions	Participant	Answers
		<p>too short, 2-3 of the videos are too short. Maybe the duration can be added, especially the transition, they're too fast so it's a bit uncomfortable to watch. Other than that, the videos are good and OK.</p>
	P.6	<p>Good enough, no suggestions.</p>
	P.7	<p>Feedback: The back sound is too loud so the speaker's voice is drown and cannot be heard clearly. Suggestion: Lower the volume of the back sound.</p>
	P.8	<p>Suggestion: The graphic/quality should be clearer/better</p>
	P.9	<p>Feedback: The visual of the video, meaning the camera setting shouldn't be too up close to the face and the video is too short Suggestion: A subtitle should also be added when explaining in Bahasa Indonesia as well because the video is too short and it's not easy to comprehend what was explained.</p>
	P.10	<p>Feedback: The video is too quick, maybe the songs should be newer and songs that are currently in hype so we can enjoy it more when learning. Suggestion: Give subtitles and highlighted words, the video</p>

Questions	Participant	Answers
		should not be too fast paced
	P.11	Feedback: The lack of subtitles and explanation , the videos are too short . The concept of Mangunan video is good Suggestion: Add more to the duration and make them interactive .
	P.12	Feedback: the explanation is too fast paced , some of the words became incomprehensible (the explanation of the content creator is not quite clear) Suggestion: The videos that use greenscreen should use a more interesting background. The video should provide subtitles/the English text.

Appendix 11

(Documentation of Research Instrument Distribution for 4th-Semester Students)

4th-Semester Students Google Classroom and Questionnaire Sheet for Data Collection

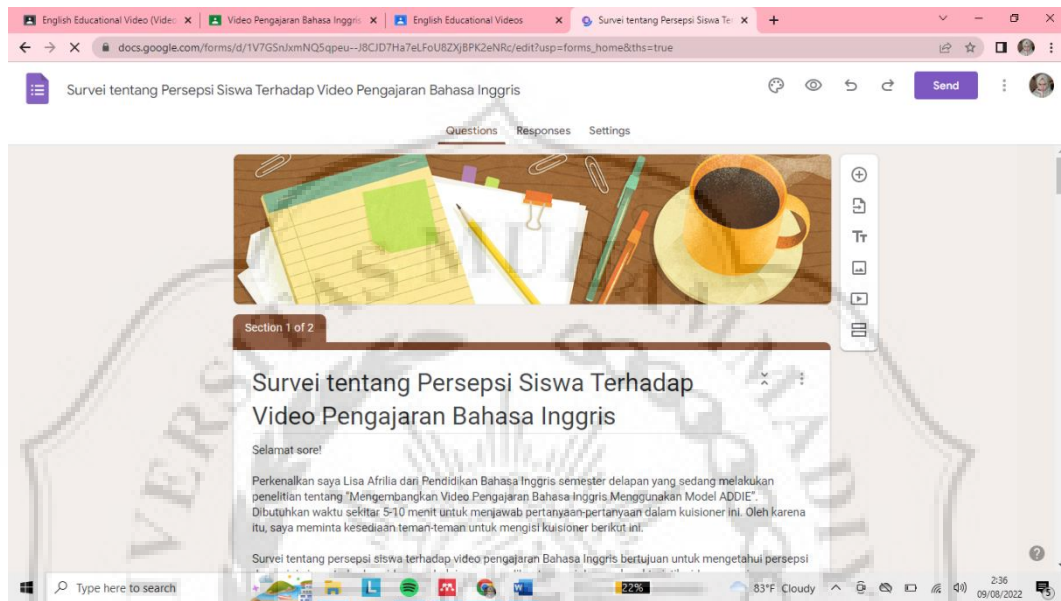


Figure 3: Questionnaire Sheet for 4th-Semester Students

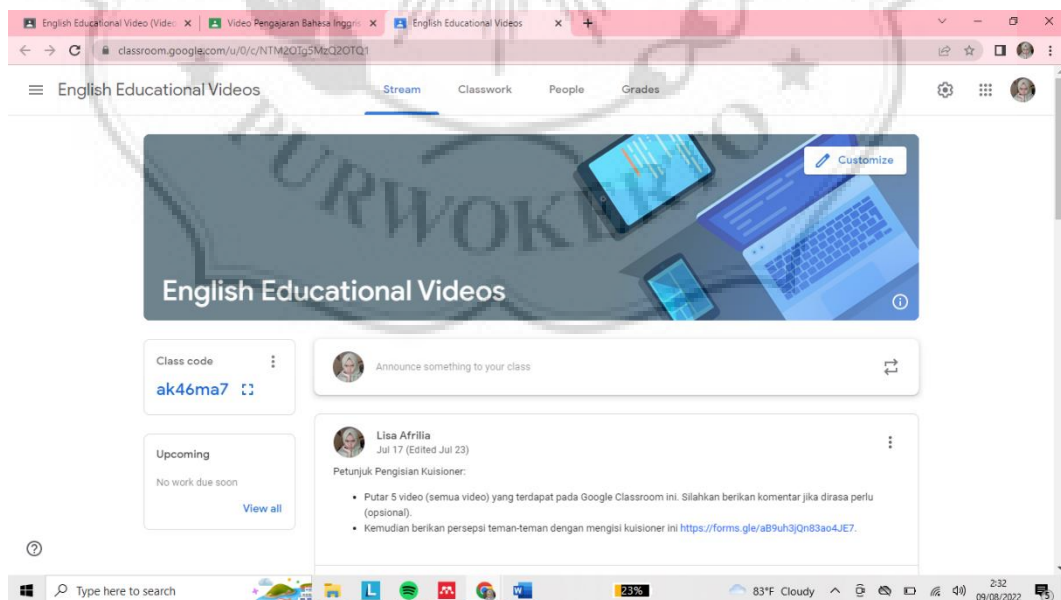


Figure 4: Google Classroom for 4th-Semester Students

Appendix 12 (Documentation of Research Instrument Distribution for High School Students)

12th-Grade Students Google Classroom and Questionnaire Sheet for Data Collection

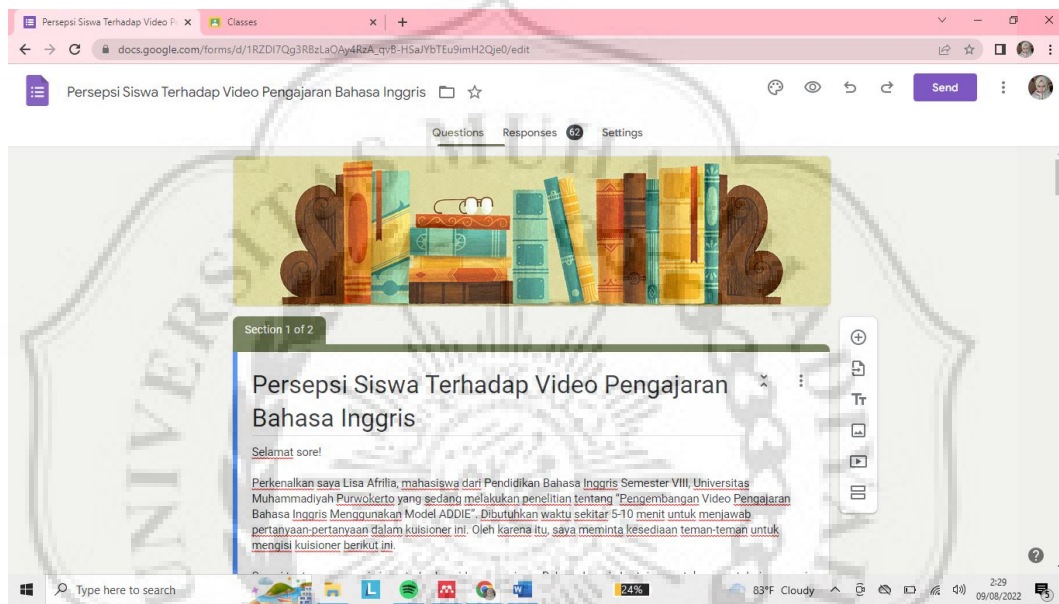


Figure 5: Questionnaire Sheet for 12th -Grade Students

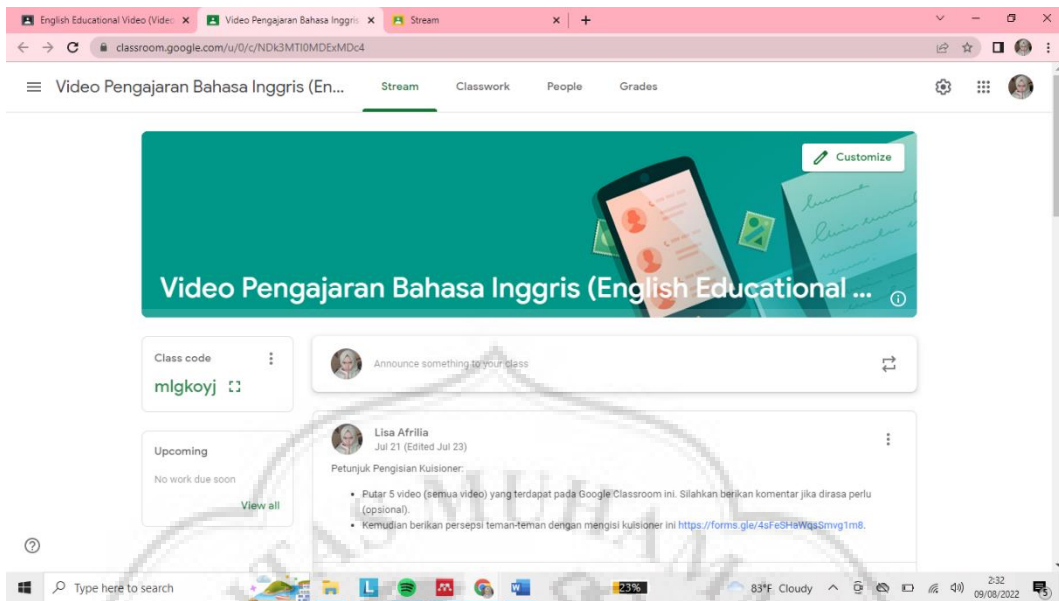



Figure 6: Google Classroom for 12th -Grade Students



Appendix 13

(Documentation of Research Instrument Distribution for Academic Expert Validation)

Google Classroom for Academic Expert Validation

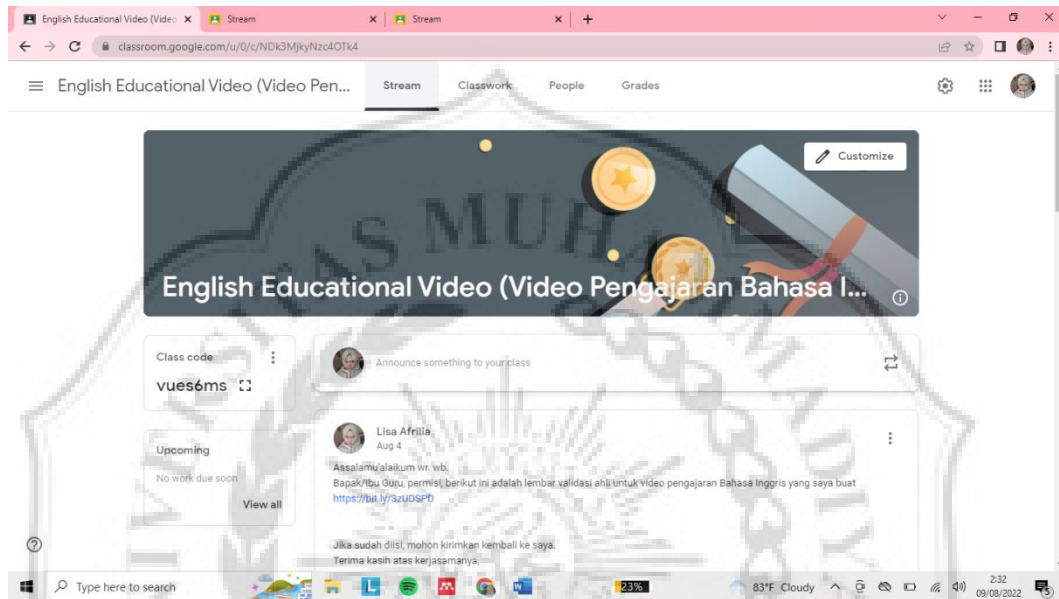



Figure 7: Google Classroom for Academic Expert Validation



Universitas Muhammadiyah Purwokerto
FKIP
Prodi Pendidikan Bahasa Inggris

Kampus 1
Jl. K.H. Ahmad Dahlan
PO. Box 202 Purwokerto 53182
Telp. 0281- 636751, 630463
Fax. 0281- 637239

Kampus 2
Jl. Letjen Soepardjo Roestam
PO. Box 229 Purwokerto 53181
Telp. 0281- 6844252, 6844253
Fax. 0281- 6844253

SURAT KETERANGAN BEBAS PLAGIASI

No. A10.I/0175-S.Ket/PBI/VIII/2022


Yang bertanda tangan di bawah ini, Ketua Prodi Pendidikan Bahasa Inggris Universitas Muhammadiyah Purwokerto, menerangkan bahwa mahasiswa berikut:

Nama : Lisa Afrilia
NIM : 1801050079
Prodi : Pendidikan Bahasa Inggris

Telah melakukan pengecekan plagiasi naskah skripsi yang berjudul "Developing English Educational Videos Using The ADDIE Model" di Prodi Pendidikan Bahasa Inggris menggunakan Turnitin dengan hasil *similarity index* 12%.

Demikian surat pernyataan ini dibuat dengan sebenarnya dan agar dapat digunakan sebagaimana mestinya.

Purwokerto, 24 Agustus 2022
Ketua Program Studi
Pendidikan Bahasa Inggris,



Feisal Aziez, Ph.D.
NIK. 2160643

DEVELOPING ENGLISH EDUCATIONAL VIDEOS USING THE ADDIE MODEL

ORIGINALITY REPORT

12%

SIMILARITY INDEX

10%

INTERNET SOURCES

2%

PUBLICATIONS

7%

STUDENT PAPERS

PRIMARY SOURCES

1	eprints.umg.ac.id Internet Source	1%
2	Submitted to Southern Luzon State University Student Paper	1%
3	repository.ikipgribojonegoro.ac.id Internet Source	1%
4	Submitted to UIN Sunan Gunung Djati Bandung Student Paper	1%
5	ecampus.iainbatusangkar.ac.id Internet Source	1%
6	Submitted to Goldsmiths' College Student Paper	<1%
7	Submitted to Universiti Teknologi MARA Student Paper	<1%
8	Submitted to (school name not available) Student Paper	<1%

sutir.sut.ac.th:8080

LEMBAR PERNYATAAN
TIDAK BERSEDIA DIPUBLIKASIKAN

Yang bertanda tangan di bawah ini, saya:

Nama : Lisa Afrilia
NIM : 1801050079
Fakultas/Prodi : Keguruan dan Ilmu Pendidikan/Pendidikan Bahasa Inggris

Dengan ini menyatakan tidak bersedia mempublikasikan melalui Repositori (<http://repository.ump.ac.id>) Perpustakaan Universitas Muhammadiyah Purwokerto karya ilmiah (~~TUGAS AKHIR / SKRIPSI / TESIS / DISERTASI~~) *

Yang berjudul

Developing English Educational Videos Using The ADDIE Model

Dengan alasan sebagai berikut:

Artikel penelitian dari skripsi saya akan dipublikasikan oleh dosen pembimbing.

Saya bersedia untuk menanggung secara pribadi tanpa melibatkan Universitas Muhammadiyah Purwokerto atas segala bentuk resiko yang terjadi di kemudian hari.

Demikian pernyataan ini saya buat dengan sebenarnya.

Dibuat di : Purwokerto

Pada tanggal : 25 Agustus 2022

Mengetahui

Penulis

Dosen Pembimbing



Lisa Afrilia
NIM. 1801050079

Lutfi Istikharoh, M.Pd.
NIK. 2160428

*coret yang tidak perlu